


Sclerotherapy Manual for Nurses



The Complete Sclerotherapy Cycle

More than a book it is a procedural manual, It is a Methodology or Medical Protocol in Sclerotherapy, It is practical and concise, It will guide you step by step, through the complete cycle of Sclerotherapy .

This methodology is based on the practical and objective experience of more than 25 years of many Doctors, therapists and administrators dedicated exclusively and entirely to the treatment of varicose veins, having treated thousands of patients of all nationalities and ethnicities in the U.S



Sclerotherapy Manual for Nurses

OVERVIEW OF THE BOOK



Sclerotherapy Manual for Nurses has been prepared especially for Nurses.

This Book, is a true methodology, it is based on the practical and objective experience of numerous doctors, therapists and administrators whom have been dedicated exclusively and entirely to the treatment of varicose veins for more than

30 years, having treated thousands of patients of all nationalities and ethnicities in the U.S; at Crown Medical Center of Miami

More than a book it is a procedural manual which brings to you the Methodology or Medical Protocol in Sclerotherapy. Teaching all you need to be successful in Sclerotherapy.

Each chapter of the book covers a step within the 10 Step of the Sclerotherapy Cycle . This manual takes you step by step.

Each chapter/step is presented in the same logical order in which the task occurs when treating a patient's varicose disease.

All elements and phases of Sclerotherapy are broken down both from a medical and managerial point of view. This system will guarantee you will be able to truly learn sclerotherapy, from A to Z

This book has been tailored to summarize what the RN needs to know to perform the best sclerotherapy including the 22 injection techniques necessary to avoid secondary effects. Also the manual gathers the responsibilities and checklist of the RN's responsibilities can be is found at the end of each chapter.

Everything an RN needs to know to perform Sclerotherapy





The manual follows a practical approach, going step by step. Look at the Table of Contents, each chapter explains in detail the task of the nurse.



SCLEROTHERAPY FOR NURSES

Table of Contents

Chapter No 1

Eleven Steps of the First Visit
Physical Examination
Functional Tests
3D Venous Map
Venous Classification—Multifactor Scale
Differential Diagnosis
Managing Therapy Options
Review & Charts, Summary of the First Medical Visit

Chapter No2 The 3D Venous Map

Objective and Benefits of the Venous Map
Venous Map
Procedure for Filling out the Venous Map
International Venous Classification (CEAP)
Varicose Vein Scale and Categories
Charts and Summary of the Steps for 3D Venous Map

Chapter No 3 Vascular Tests

Types of Vascular Tests
Arterial Doppler
Steps for Arterial Doppler
Arterial Imaging
The How and Why of Venous Examinations
Techniques Used in the Examination
Deep Vein System
Superficial Vein System
Summary of Vascular Tests

Chapter No 4 Evaluating Test Results

List of Sclerotherapy Indications
List of Contraindications
Results Derived from the Second Visit
How to educate the Patient, Avoid Problems
Informed Consent
Charts and Summary of the Second Visit

Continue in next pages.....

SCLEROTHERAPY FOR NURSES

Table of Contents

Chapter No 5 Therapy Estimates.

Evaluating Test Results
Importance of Estimates, Why do we need estimates
Problems with the Estimates
Methodology for Making Estimates
The Six Steps methodology
Patient Index-Mathematical Formula
Therapist Index-Mathematical Formula
Estimate of Required Therapies
Mathematical Formula
Cost of Therapy
Determine your price level
Patient expectation
Charts and Summary of How to Make Sclerotherapy Estimates

Chapter No 6 Treatment Plan

How to prepare a treatment plan
Elements to be considered in the Treatment Plan
The 8 Steps for Developing the Treatment Plan
Goals to be Reached with Sclerotherapy
Pre-Sclerotherapy Recommendations
Summary Chart of the Estimate Process

Chapter No 7 Performing Sclerotherapy

Physiopathology of Sclerotherapy
Classification and Use of Esclerosantes
Concentration of the Medication
How to prepare "DOSAGE"
The Dichotomous Technique
The different Sclerotherapy Method or Schools

Chapter No 7 Second Part The Essence of Sclerotherapy

The 13 Steps of Sclerotherapy
The 22 Most Important Injection Techniques
The Second Sclerotherapy
How to Control the Sclerotherapy
Charts and Summary of Sclerotherapy Procedure



SCLEROTHERAPY FOR NURSES

Table of Contents

Chapter 8 Sclerotherapy Complications


List of Sclerotherapy Complications
Treatment for Each Complication
Urticaria,
Superficial Thrombus,
Skin Necrosis,
Blisters,
Hyperpigmentation, etc.)
Serious Systemic Reactions
Eight Factors that Increase Risk of DVT/PE

Chapter 9 Sclerotherapy Control & Progress Report

Objectives of Controlling the Progress of Treatment
How to prepare a Progress Report
Type and Frequency of the Treatment Control
Therapist Report on the Progress of Sclerotherapy
Physician Report on the Treatment Plan

Chapter 10

Anatomy and Physiology of the Vein System
Deep Vein System
Superficial Vein System
Perforators
Anatomical References
The Endothelium and its Functions
Physiology of the Vein System
Pathophysiology of Varicose Veins
Manifestations, Conditions and Complications
Photographic References / Before & After---Side Effects
Graphic Summary of the Full Sclerotherapy Cycle



SCLEROTHERAPY FOR NURSES

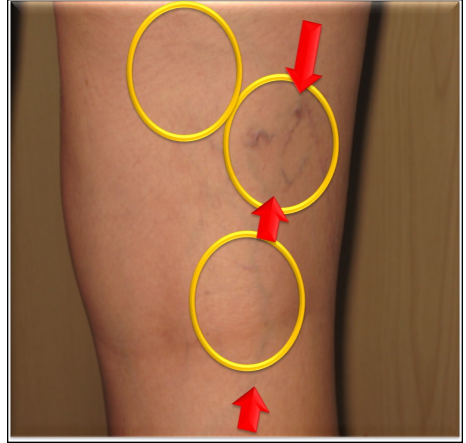
Table of Contents

**What will you
learn with this
manual**



SCLEROTHERAPY FOR NURSES

Sample of Evaluation



You will be able to answer the following questions shown below



CopaVin

Medication to use : _____

Concentration to use : _____

Starting Point : _____

Potential Problems : _____

Perforators Affected : _____

Expected Number of Treatment of Area : _____

Entry Points : _____

Area that takes Priority over this one : _____

Area to Follow : _____

Sequence of Treatment : _____

Dosage of Medication : _____

SCLEROTHERAPY FOR NURSES

Sample of Evaluation

The image displays an anatomical diagram of the lower extremities and a clinical photograph of a patient's leg. The anatomical diagram, titled "ANATOMY LOWER EXTREMITIES", shows the venous system with numbered zones (1-6) and corresponding vessels. A blue arrow points from the diagram to the photograph. The photograph shows a leg with three yellow circles highlighting areas of venous disease. A black line traces the path of the venous system from the foot to the thigh. A red arrow points to the lower leg area. The text "Classical Case of Small veins with an Underlying Deeper Cause" is overlaid on the photograph. The logo "CopaVin" is visible in the top right corner of the photograph area. The text "Sclerotherapy Training Seminar" and "www.CopaVin.Com" are at the bottom.

ANATOMY LOWER EXTREMITIES

ZONE

Right Left

- 1 Arteria Femoral
- 2 Arteria Poplitea
- 3 Arteria Tibial Anterior
- 4 Arteria Tibial Posterior
- 5 Arteria Peronea
- 6 Arteria Dorsalis Pedis
- 7 Arco Plantar
- 8 Vena Iliaca Inferior
- 9 Vena Femoral
- 10 Venas Perforantes
- 11 Vena Safena Mayor
- 12 Vena Poplitea
- 13 Vena Peronea
- 14 Vena Tibial Anterior
- 15 Arco Venoso Dorsal

CopaVin

Classical Case of Small veins with an Underlying Deeper Cause

Sclerotherapy Training Seminar


www.CopaVin.Com

You will be able to determine the sequence to follow when performing Sclerotherapy. You will be able to determine which perforators are affected, Document the venous Map and more

The 22 Sclerotherapy Techniques



Detailed explanation of the 22 Injection Techniques, How to avoid potential problems, Where to start, and much more

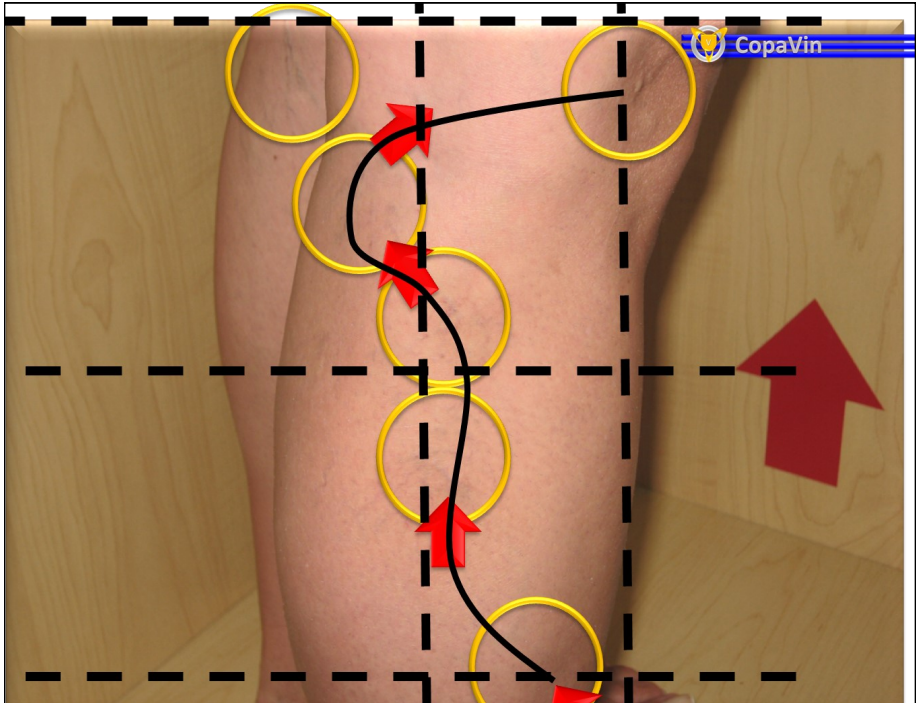


A Practical Manual in Sclerotherapy
www. COPAVIN. Com

www. CopaVin .com

SCLEROTHERAPY FOR NURSES

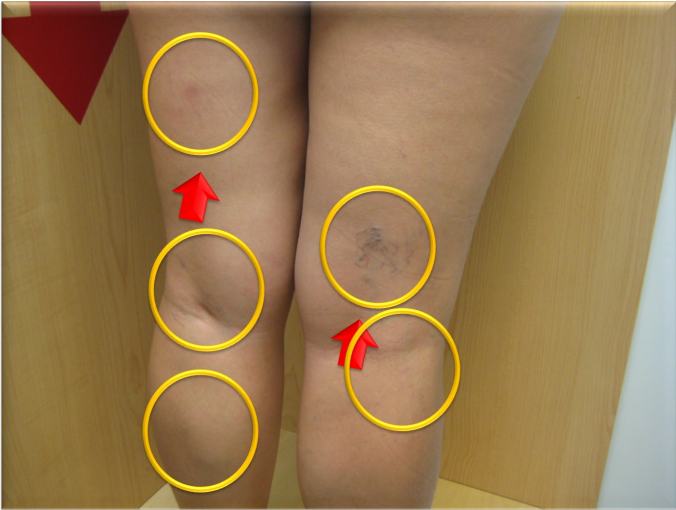
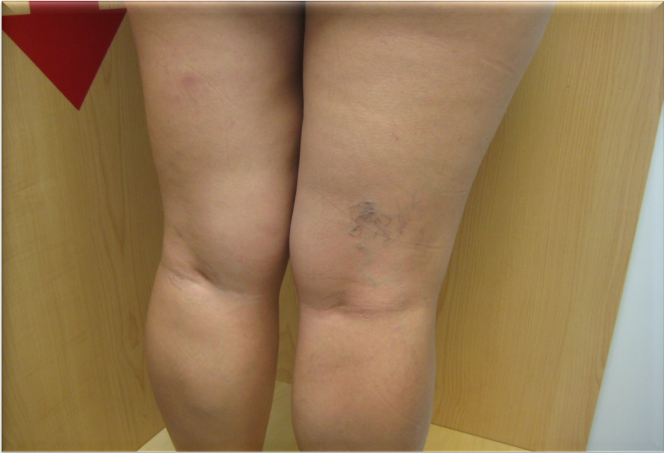
Sample of Evaluation



You will be able to determine the number of Sclerotherapy it will required based on maximum dosage of Medication permitted, also sequence to follow, How to Document each therapy, what to gather. Medication and concentration, and more

SCLEROTHERAPY FOR NURSES

Sample of Evaluation



Manual are designed with all the details necessary to be totally successful



1

Comprehensive Vein Evaluation - You will learn all the details to conduct a comprehensive medical evaluation of PVI, from differential diagnosis to Sclerotherapy methods to use, to treating complications. It's a real comprehensive course from a to z.

2



How to prepare a complete treatment plan - What elements to consider, how to document your medical records in order to avoid possible problems and get paid, how to estimate length of treatments.

3

Arterial & Venous Doppler and Ultrasound Evaluation - You will learn all the steps and required methodology to be able to incorporate 5 procedures into your practice, increase the accuracy & quality of the treatments while increasing income.



CPT reimbursement Codes : 93965, 93923, 93970, 93925



4

The 22 different Sclerotherapy techniques - You will learn all of the different types of Sclerotherapy techniques available. You will learn how to treat complications, and best of all how to avoid them; You will go through the complete cycle of Sclerotherapy.

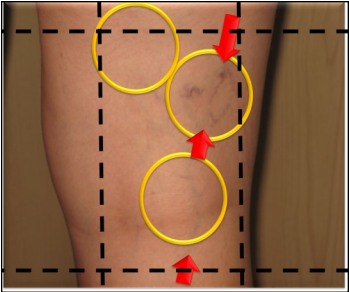
5

How to Bill, How to Document, Informed Consent and much more.... You can perform the best Sclerotherapy in the world; you can be the best Doctor; but if you don't know "How to Bill", "How to Document", "How to Protect Yourself"; you could not survive.



SCLEROTHERAPY FOR NURSES

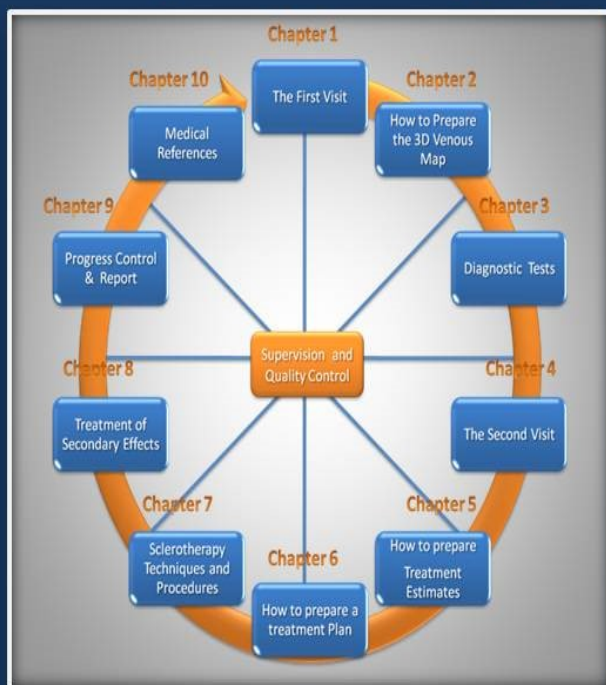
Sample of Evaluation



CopaVin

A complete Sclerotherapy Manual specially for RN , that can guide you Step by Step.

The Complete Sclerotherapy Cycle



We offer an integrated solution to Sclerotherapy implementation , Bring all the pieces of the puzzle together



- 1.- *Injection Techniques*
- 2.- *Protocols, Check List*
- 3.- *The management side of Sclerotherapy .*

ISBN 978-0-9822611-7-0



9 780982 261170 >

An Opportunity for Specially for Nurses



Learn a Unique Procedure.

Be that special RN that knows how to perform Sclerotherapy

A complete and Comprehensive Manual for Nurses



To Purchase Manual got to www.CopaVin.com